

Pre-filter

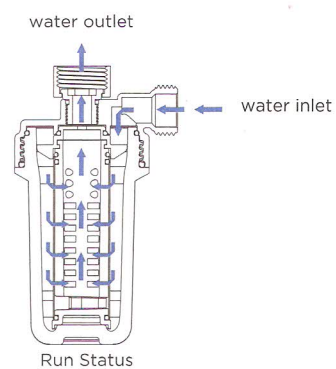
USER MANUAL

Warning notices: Before using this product, please read this manual carefully and keep it for future reference.
The design and specifications are subject to change without prior notice for product improvement.
Consult with your dealer or manufacturer for details.
The diagram above is just for reference. Please take the appearance of the actual product as the standard.

SPECIFICATIONS

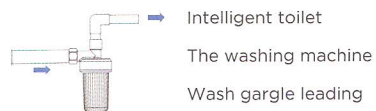
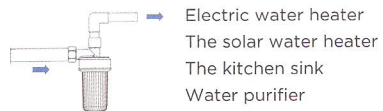
working pressure	0.1-0.5MPa
Inlet water temperature	4-38℃
Water quality	tap water
Net water flow	1.5m ³ /h
Product size(mm)	75×57×120mm
Executive standards	Q/MDQH 033-2020

OPERATING PRINCIPLE



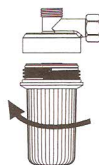
Raw water from the water inlet, through the built-in stainless steel mesh, filter out the rust in the water, sediment and other large particulate matter, make preliminary purification of the water quality, protecting the back-end water equipment.

INSTALLATION AND OPERATION INSTRUCTIONS



FILTER ELEMENT REPLACEMENT

1. unscrew the filter



2. remove the filter components;



FILTER ELEMENT REPLACEMENT

3. Replace with a new filter element;



4. Put the new filter element back into the bottle and turn the filter assembly clockwise onto the brass head screw in the bottle.



WARM PROMPT

1, this product is used for a period of time after the stainless steel mesh will be attached to a layer of water from the intercept of sediment particles or impurities, such as rust, belongs to the normal phenomenon, need timely cleaning was carried out on the screen.
2, please check whether the product is the joint of leaks, avoid so give your family financial losses.